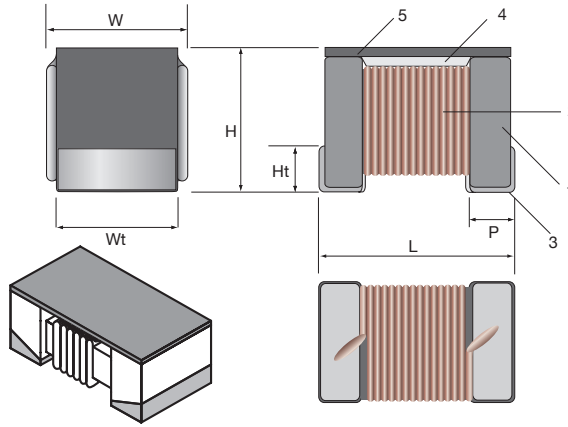



**AIR CORE  
WIREWOUND  
CHIP INDUCTOR  
KQT 0402**



**STRUCTURE**

- 1 Ceramic core
- 2 Winding wire
- 3 Electrode
- 4 Inner coat
- 5 Flat top film

**IDENTIFICATION**

PRODUCT CODE	BODY COLOR	MARKING
KQT0402	White	None

All these products have Pb-free terminations and meet EU-RoHS requirements

**TYPE DESIGNATION (HOW TO ORDER)**

KQT0402	T	TD	10N	J
PRODUCT CODE	TERMINATION SURFACE MATERIAL T: Sn	TAPING* TP: 2mm pitch punch paper TD: 4mm pitch punch paper BK: bulk <small>*Please see "PACKAGING"</small>	NOMINAL INDUCTANCE 3 digits code (see rating table)	INDUCTANCE TOLERANCE B: (+0.1nH) C: (+0.2nH) H: (±3%) J: (±5%) K: (±10%)

Contact us when you have control request for environmental hazardous material other than the substance specified by EU-RoHS

**FEATURES**

- Small chip inductors of air-core (wirewound type)
- High Q and high self-resonant frequency
- Low DC resistance and high allowable DC current
- Excellent mountability, solderability and high reliability
- Suitable for high-frequency circuits in telecommunication equipment and mobile phones
- Parts are tested according to AEC-Q200 requirements
- Operating temperature range: - 40° C ... + 125° C
- Flat top suitable for high speed mounting
- Suitable for reflow soldering
- Lab Kit available

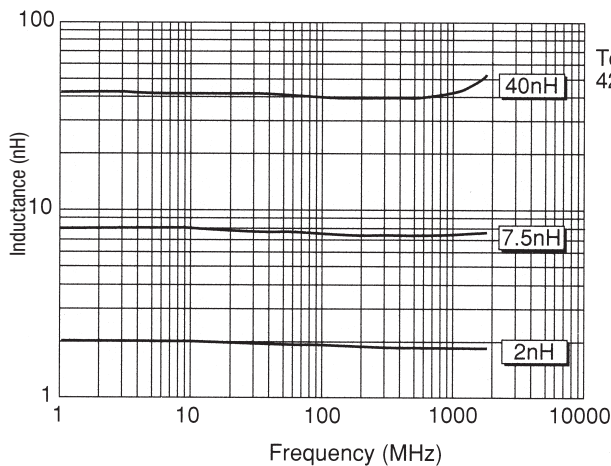
**DIMENSIONS (mm)**

PRODUCT CODE	L	W	H	Wt	Ht	P
KQT0402	1.0 ± 0.1	0.5 ± 0.1	0.55 ± 0.1	0.5 ± 0.1	0.15 ± 0.1	0.25 ± 0.1

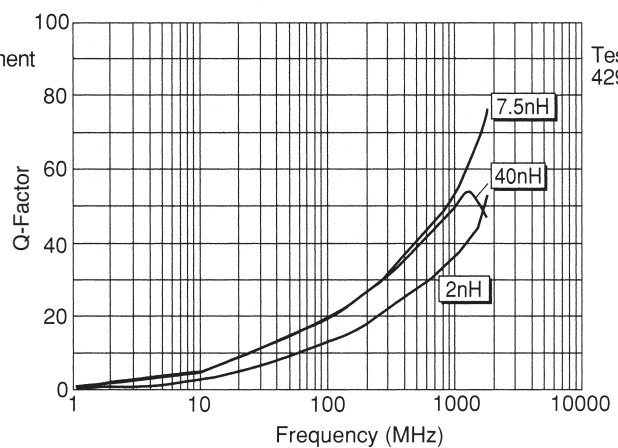
**TYPICAL FREQUENCY CHARACTERISTICS**

Test equipment: Agilent 4291A impedance analyzer

**INDUCTANCE VS. FREQUENCY**



**Q-FACTOR vs. FREQUENCY**



Contact our sales representatives before you use our products for applications including automobiles, medical equipment and aerospace equipment. Malfunction or failure of the products in such applications may cause loss of human life or serious damage.

Specifications given herein may be changed at any time without prior notice. Please confirm technical specifications before you order or use.

## AIR CORE WIREWOUND CHIP INDUCTOR KQT 0402

### RATING

TYPE	NOMINAL INDUCTANCE	INDUCTANCE TOLERANCE	QUALITY FACTOR (MIN.)	SELF-RESONANT FREQUENCY (MIN.)	DC RESISTANCE (MAX.)	ALLOWABLE DC CURRENT (MAX.)	L/Q-MEASURING FREQUENCY	
KQT0402 T TD 1N0 □	1.0 nH	B (± 0.1nH) C (± 0.2nH)	16	11000 MHz	0.045 Ω	1360 mA	250 MHz	
KQT0402 T TD 1N9 □	1.9 nH			9600 MHz		1040 mA		
KQT0402 T TD 2N0 □	2.0 nH		19	8000 MHz	0.068 Ω	960 mA		
KQT0402 T TD 2N2 □	2.2 nH		18			700 mA		
KQT0402 T TD 2N4 □	2.4 nH		H (± 3%)** J (± 5%) K (± 10%)	17	7200 MHz	0.120 Ω		840 mA
KQT0402 T TD 2N7 □	2.7 nH							19
KQT0402 T TD 3N3 □	3.3 nH			18	5800 MHz	0.091 Ω		760 mA
KQT0402 T TD 3N6 □	3.6 nH							20
KQT0402 T TD 3N9 □	3.9 nH			22	4800 MHz	0.086 Ω		680 mA
KQT0402 T TD 4N3 □	4.3 nH							
KQT0402 T TD 4N7 □	4.7 nH	20		4160 MHz	0.104 Ω	650 mA		
KQT0402 T TD 5N1 □	5.1 nH							20
KQT0402 T TD 5N6 □	5.6 nH	21		3900 MHz	0.195 Ω	480 mA		
KQT0402 T TD 6N2 □	6.2 nH							21
KQT0402 T TD 6N8 □	6.8 nH	24	3680 MHz	0.120 Ω	560 mA			
KQT0402 T TD 7N5 □	7.5 nH					24		500 mA
KQT0402 T TD 8N2 □	8.2 nH	25	3450 MHz	0.180 Ω	450 mA			
KQT0402 T TD 8N7 □	8.7 nH					25		480 mA
KQT0402 T TD 9N0 □	9.0 nH	24	3280 MHz	0.172 Ω	400 mA			
KQT0402 T TD 9N5 □	9.5 nH					24		450 mA
KQT0402 T TD 10N □	10 nH	25	3100 MHz	0.200 Ω	400 mA			
KQT0402 T TD 11N □	11 nH					25	400 mA	
KQT0402 T TD 12N □	12 nH	24	3040 MHz	0.202 Ω	400 mA			
KQT0402 T TD 13N □	13 nH					24	400 mA	
KQT0402 T TD 15N □	15 nH	25	3000 MHz	0.250 Ω	400 mA			
KQT0402 T TD 16N □	16 nH					25	400 mA	
KQT0402 T TD 18N □	18 nH	24	2800 MHz	0.323 Ω	400 mA			
KQT0402 T TD 19N □	19 nH					24	400 mA	
KQT0402 T TD 20N □	20 nH	25	2720 MHz	0.214 Ω	400 mA			
KQT0402 T TD 22N □	22 nH					25	400 mA	
KQT0402 T TD 23N □	23 nH	24	2700 MHz	0.322 Ω	400 mA			
KQT0402 T TD 24N □	24 nH					24	400 mA	
KQT0402 T TD 27N □	27 nH	25	2480 MHz	0.298 Ω	400 mA			
KQT0402 T TD 30N □	30 nH					25	400 mA	
KQT0402 T TD 33N □	33 nH	24	2400 MHz	0.393 Ω	340 mA			
KQT0402 T TD 34N □	34 nH					24	340 mA	
KQT0402 T TD 36N □	36 nH	25	2320 MHz	0.560 Ω	320 mA			
KQT0402 T TD 39N □	39 nH					25	320 mA	
KQT0402 T TD 40N □	40 nH	24	2300 MHz	0.550 Ω	300 mA			
KQT0402 T TD 43N □	43 nH					24	300 mA	
KQT0402 T TD 47N □	47 nH	25	2240 MHz	0.620 Ω	300 mA			
KQT0402 T TD 51N □	51 nH					25	300 mA	
KQT0402 T TD 56N □	56 nH	20	2100 MHz	0.830 Ω	150 mA			
KQT0402 T TD 68N □	68 nH					20	240 mA	
KQT0402 T TD 82N □	82 nH	25	2800 MHz	1.170 Ω	200 mA			
KQT0402 T TD 82N □	82 nH					25	200 mA	
KQT0402 T TD R10 □	100 nH	22	2000 MHz	1.120 Ω	140 mA			
KQT0402 T TD R12 □	120 nH					22	140 mA	
				1800 MHz	1.810 Ω	140 mA		
				1600 MHz	2.090 Ω	130 mA		
				1500 MHz	2.320 Ω	120 mA		

□ Enter the code for inductance tolerance (B, C, H, J, K)

TP = 10.000 pcs/reel, 2mm pitch paper tape

\*\* Tolerance G (±2%) in the range 12nH ... 47nH on request

TD = 2.000 pcs/reel, 4mm pitch paper tape

Please note, that the pattern and size of the pads may affect the Q-values. Please verify the actual using conditions.

Contact our sales representatives before you use our products for applications including automobiles, medical equipment and aerospace equipment. Malfunction or failure of the products in such applications may cause loss of human life or serious damage.

Specifications given herein may be changed at any time without prior notice. Please confirm technical specifications before you order or use.